

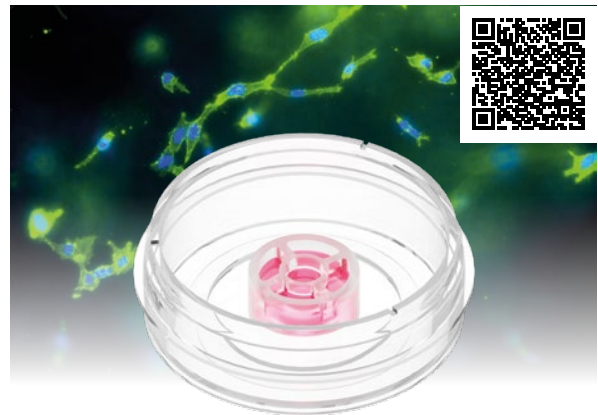
Discover What's New at ibidi



μ-Plate 6 Well | 24 Well

Where Precision Meets Performance


Elevate your experiment with exceptional optical quality and superior cell adhesion with our premium ibidi #1.5 Polymer or #1.5H Glass Coverslip Bottom μ-Plates.



micro-Insert 3D

A Membrane-Free, Microscopy-Optimized Solution for 3D Gel Experiments


Create a cellular gel interface to mimic *in vivo* conditions for e.g., co-culture, transport/migration assays, barrier models.



sticky-Slide Tissue

The Easy and Reliable Solution for Multiplexing Tissue-Staining Experiments

Automation-ready liquid exchange of small and defined volumes to streamline and standardize workflows.



ibiTreat Patterning

Predefined Cell Adhesion With ibidi Micropatterning

Labware with ready-to-use multi-cell (spheroids/organoids) and single-cell patterns optimized for precise control over cell adhesion and imaging.